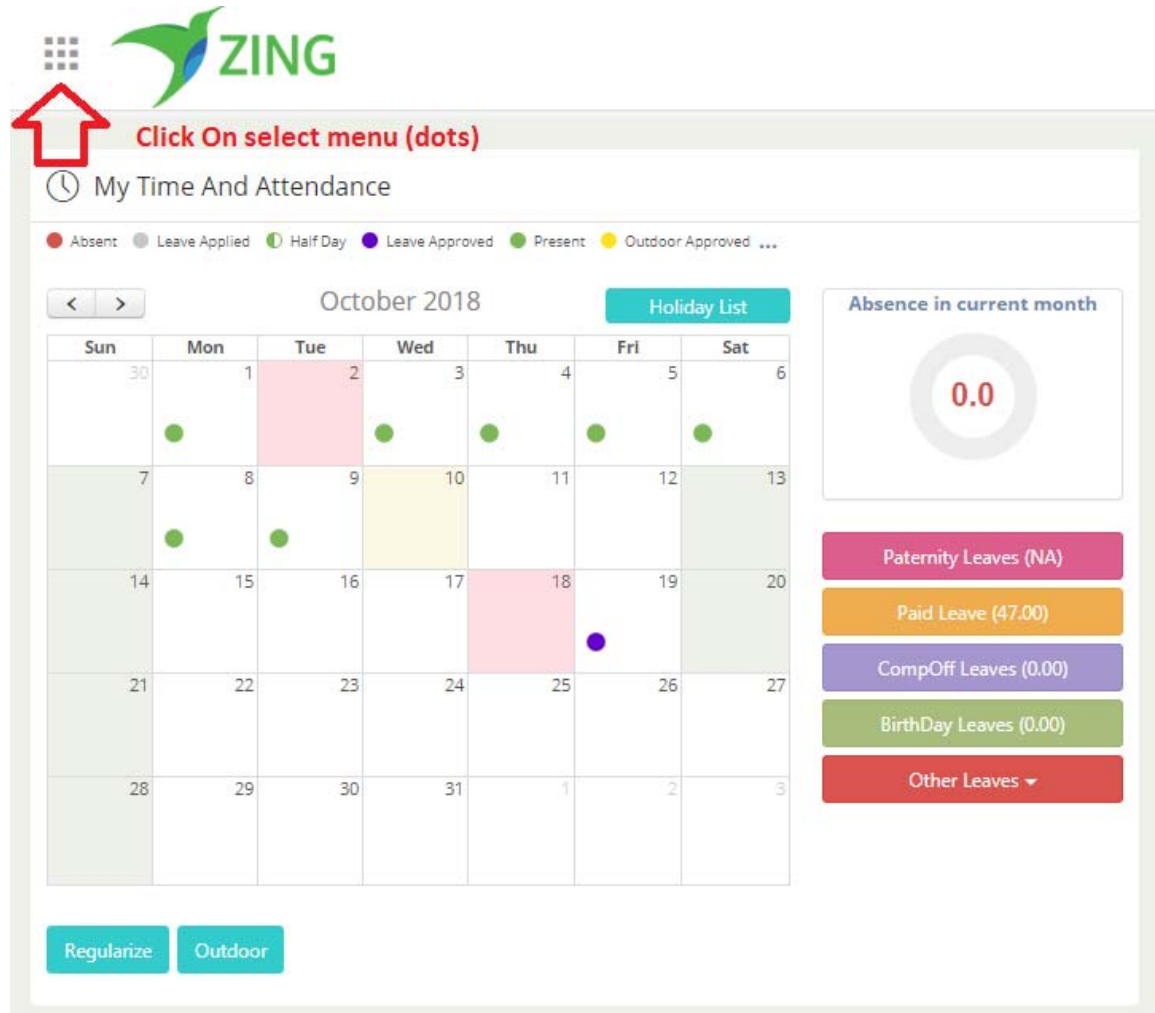
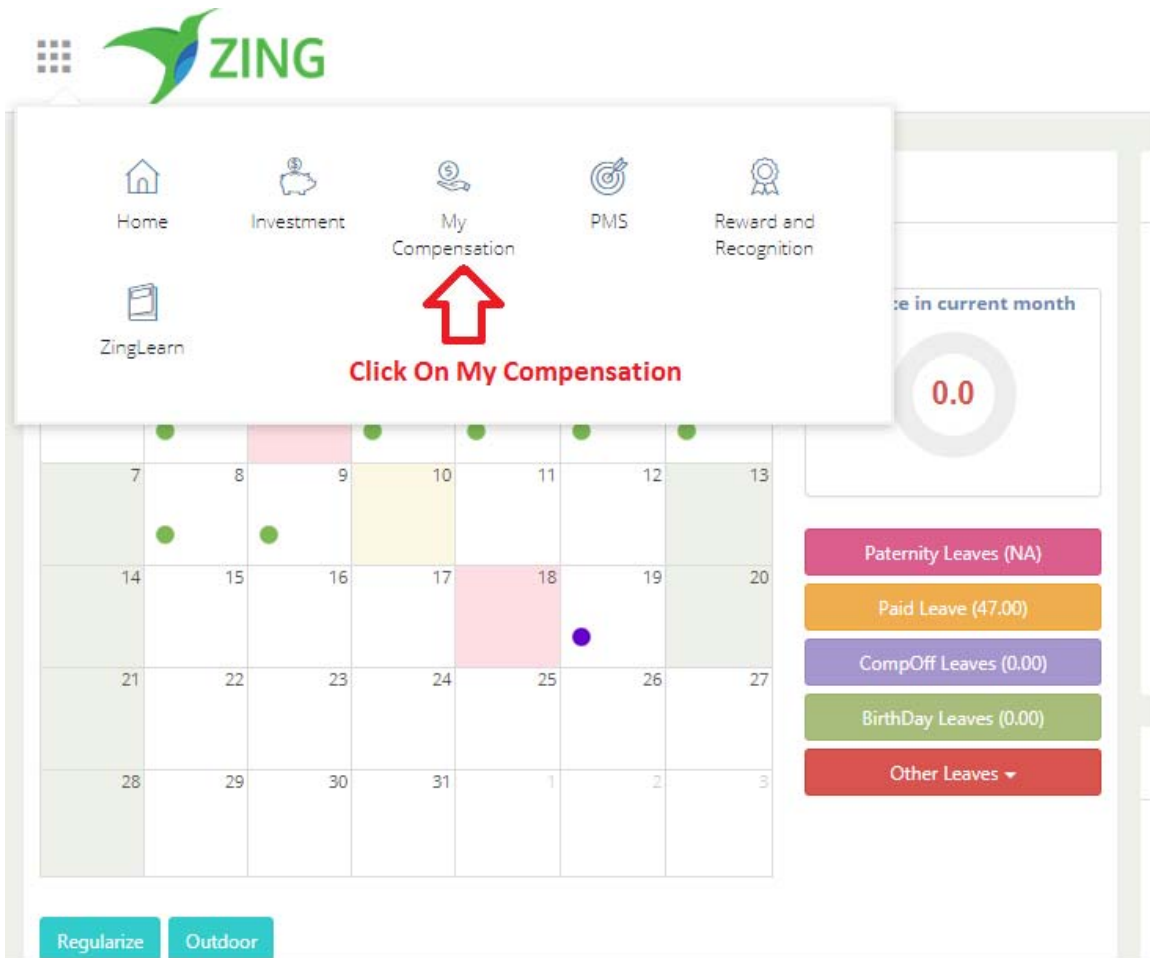


How to download my Payslip :

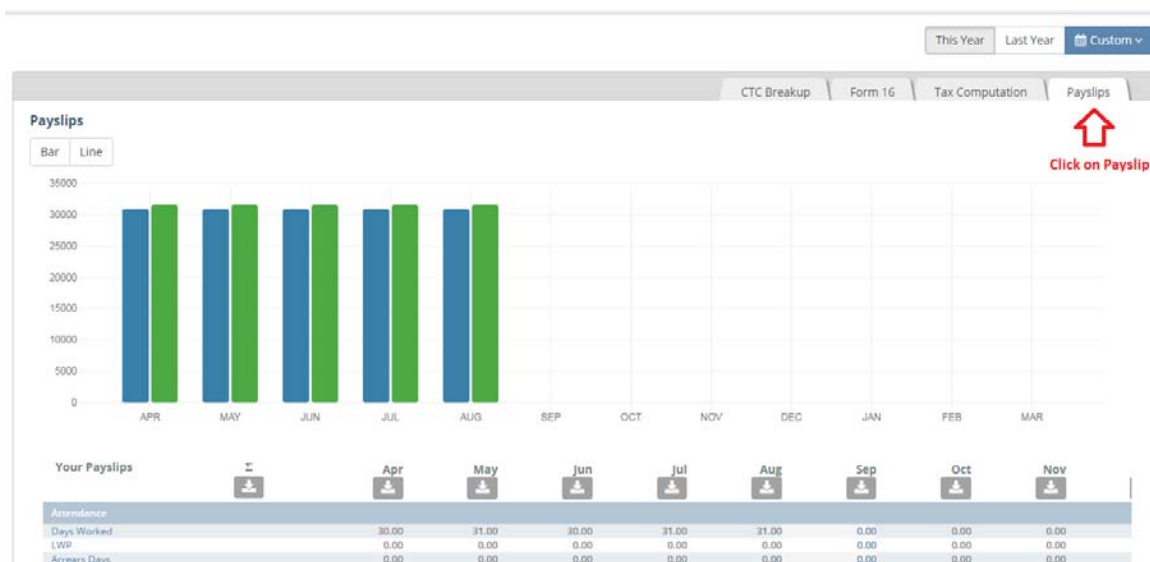
You can follow the below steps to download 'Payslip' on Zing HR :

1. Log in to your Zing HR account.
2. On the home screen left-hand top side click on menu and select the 'My Compensation' as shown below.





3. New window will appear on that click on 'Payslip '



4. Click on the download button for particular month, Payslip will be download ind the

Payslips

Bar Line

| Month | Blue Bar Value | Green Bar Value |
|-------|----------------|-----------------|
| APR | 31,000 | 31,000 |
| MAY | 31,000 | 31,000 |
| JUN | 31,000 | 31,000 |
| JUL | 31,000 | 31,000 |
| AUG | 31,000 | 31,000 |
| SEP | | |
| OCT | | |
| NOV | | |
| DEC | | |
| JAN | | |
| FEB | | |
| MAR | | |

- Payslips**

Bar Line

| Month | Blue Bar Value (Approx.) | Green Bar Value (Approx.) |
|-------|--------------------------|---------------------------|
| APR | 31,000 | 31,000 |
| MAY | 31,000 | 31,000 |
| JUN | 31,000 | 31,000 |
| JUL | 31,000 | 31,000 |
| AUG | 31,000 | 31,000 |
| SEP | 0 | 0 |
| OCT | 0 | 0 |
| NOV | 0 | 0 |
| DEC | 0 | 0 |
| JAN | 0 | 0 |
| FEB | 0 | 0 |
| MAR | 0 | 0 |